

# EverBase Specifications

Questions?

Call us today at 844-910-0369  
or contact us by email at  
sales@everblocksystems.com



Recyclable, chemical resistant, and water proof, EverBase modular flooring inter connects to create a seamless floor surface and solid support base for all types of activities including exhibit floors, game courts, event and business needs as well as garage floors.

## Material

High-Impact Polypropylene Co-Polymer ("no-break") with UV inhibitors added for outdoor use.

## Warranty

Standard 2-year warranty against manufacturer's defects

## Size


12" x 12"

## Thickness


1.1"

## Weight

1.27 lbs/tile




Solid Top



Drainage Top

Use alone or with  
EverBlock Connector Lug



Underside  
Featuring Integrated  
Cable Channels

## Colors\*


EverRoad comes  
in 16 colors in  
both solid top and  
drainage top



Red



Yellow




Light Blue



Light Gray



Brown



Pink



Blue




White



Black



Green



Orange



Dark Gray



Purple



Silver\*\*



Gold\*\*



Transparent

\*Custom colors available with minimum order sizes.

\*\*Color contains metallic sheen additive

## Shipping Quantities

Standard Pallet:	40" x 48" x 84"	630 sf
53ft Truckload Qty:	26 Pallets	16,380 sf
20ft Ocean Container:	10 Pallets	6,300 sf
40ft Ocean Container:	20 Pallets	12,600 sf
40ft h Cube Ocean Container:	20 Extra Tall Pallets	12,600 sf
Military 463L Pallet (88" x 98" x 96"):	2,400 sf Max Loading	

## Weight Loading Capacity

8,600 lbs/sf\*

*\*On a solid subsurface, non-moving (static) weight, with equal distribution of load across the tile surface.*

**Support Structure:** Intersecting bi-directional support ribs provide structure, torsional strength, and additional weight distribution and weight loading capabilities.

## Accessories

Male and Female edge connector ramps make the EverBase system ADA compliant for pedestrian access points and assist in areas where wheeled equipment is expected to come onto the floor. Connector Lugs allow you to securely build and add on with the EverBlock modular block system.



Male Ramp  
6" x 12", Black



Female Ramp  
6" x 12", Black



Corner Ramp  
6" x 6", Black



Connector Lug  
2" x 2", Black



Integrated cable channels keep flooring neat and obstacle free



Use EverBlock modular blocks underneath to create a stage or platform

## Features

- Toolless assembly
- Integrated Cable Channels
- May be installed on top of EverBlock modular building blocks to raise floor
- UV Protected
- 100% Recyclable
- Drainage Top option allows water and light through to protect grass



## Fire Rating

**UL94HB** (Underwriters Laboratory Test):

This test signifies EverBase does not flare up when exposed to an open flame and has a slow burn rate of 2" wide, 0.5 mil thickness test sample. EverBase meets all applicable standards for temporary floor covers. Hot wire ignition rating: 3

**ATSM 2859** (Flammability of Finished Textile Floor Covering Materials): Pass

